



# Sigma Insights

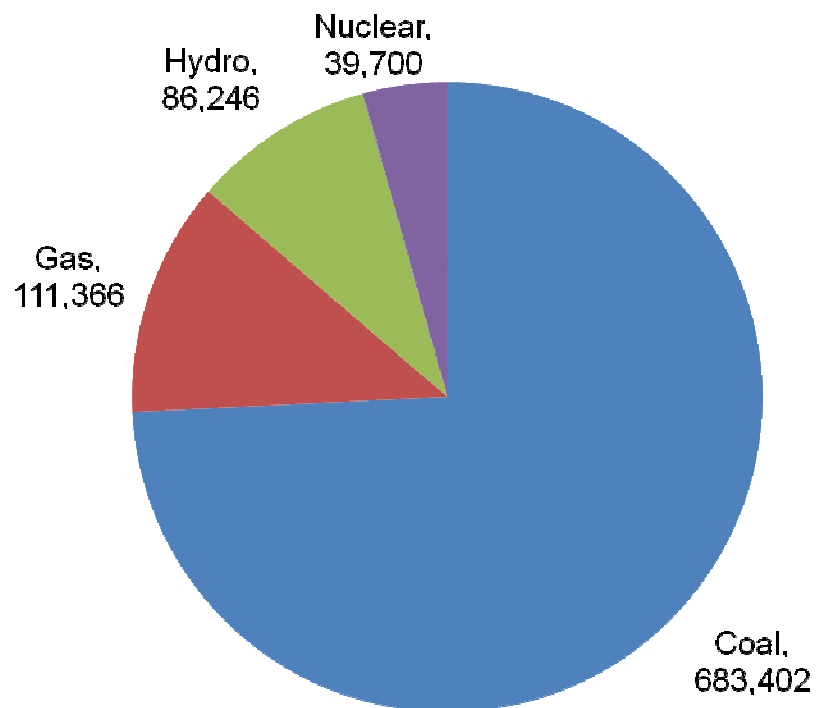
Project Planning



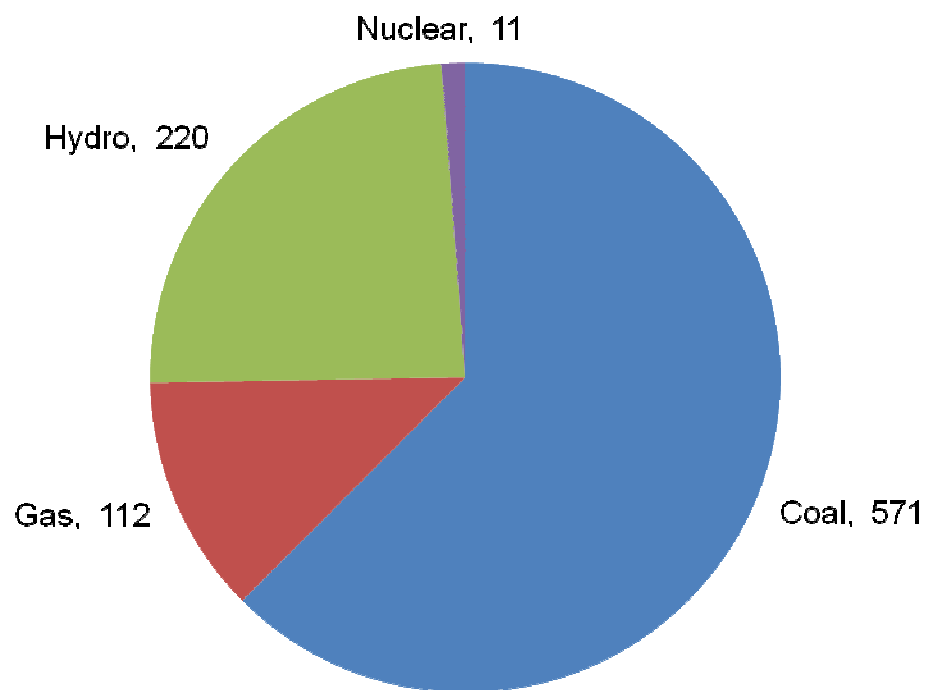
# Project Universe

# Project Universe

## Announced Capacity



920.7 Gigawatt



914 Projects

# Project Universe

<b>Fuel</b>	<b>Projects</b>	<b>Capacity (MW)</b>
<b>Coal</b>	<b>571</b>	<b>683,402</b>
Under Construction	124	116,761
Under Implementation	111	113,044
Under Planning	336	453,597
<b>Gas</b>	<b>112</b>	<b>111,366</b>
Under Construction	20	10,259
Under Implementation	18	8,465
Under Planning	74	92,642
<b>Hydro</b>	<b>220</b>	<b>86,246</b>
Under Construction	48	13,417
Under Implementation	30	8,377
Under Planning	142	64,452
<b>Nuclear</b>	<b>11</b>	<b>39,700</b>
Under Construction	3	4,800
Under Planning	8	34,900
<b>Total</b>	<b>11</b>	<b>39,700</b>
Under Construction	195	145,237
Under Implementation	159	129,886
Under Planning	560	645,591
<b>Grand Total</b>	<b>914</b>	<b>920,714</b>

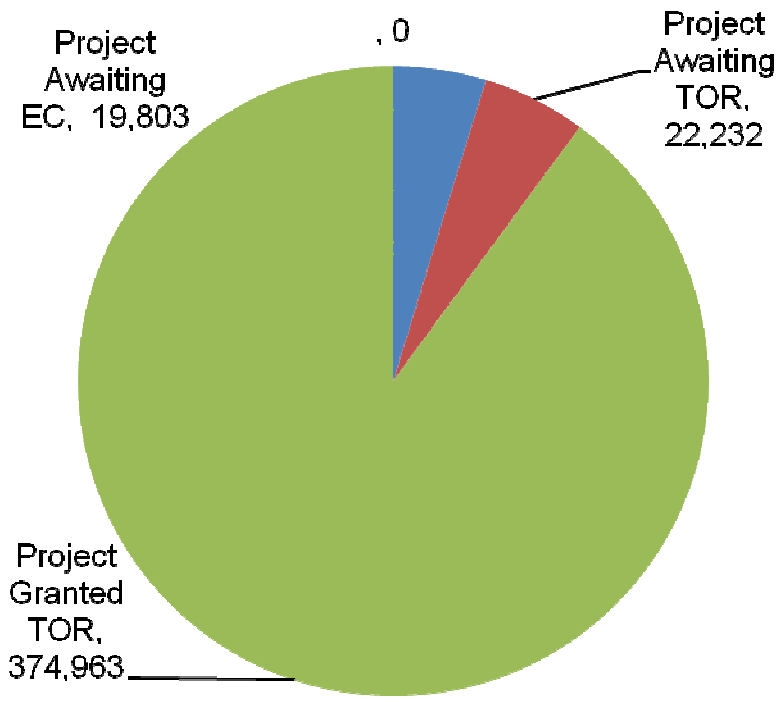
# Key Clearances

## Key Clearances

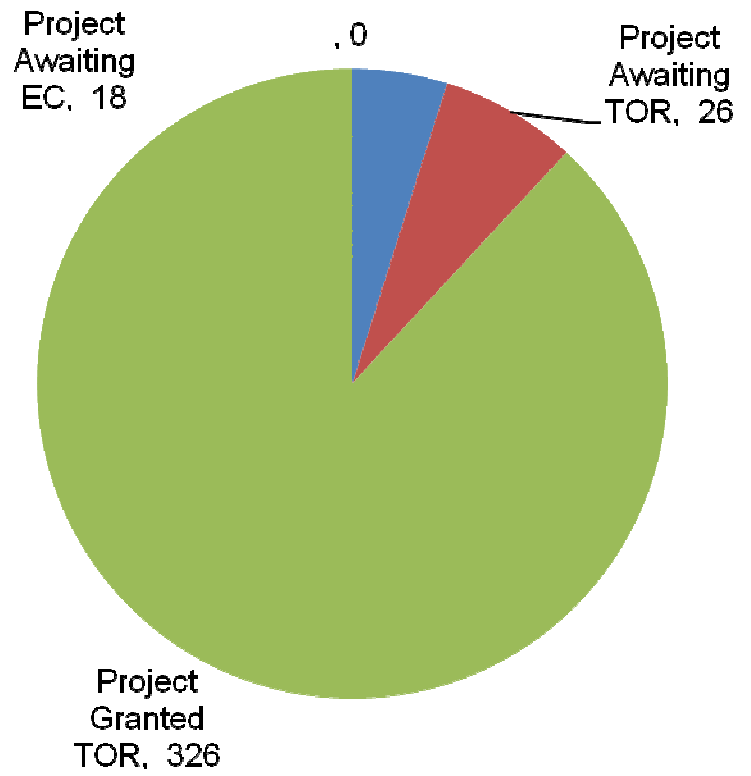
<b>Project Status</b>	<b>Under Construction</b>	<b>Under Implementation</b>	<b>Under Planning</b>	<b>Grand Total</b>
Cap (MW)	145,237	129,886	645,591	<b>920,714</b>
Total	195	159	560	<b>914</b>
Land	181	126	71	<b>378</b>
Water	181	114	74	<b>369</b>
Environment	183	128	86	<b>397</b>
Financial	169	60	12	<b>241</b>
Equipment	183	58	13	<b>254</b>

# Environment Clearance Pipeline

## Announced Capacity



417 Gigawatt



370 Projects

## Fuel Continues to Be the Biggest Issue

### Fuel Pipeline for the Coal Sector

<b>Plant Type</b>	<b>Projects</b>	<b>Capacity</b>
Linkage	255	283,099
Captive	47	62,220
Imported	30	47,500
Linkage+Imported	26	35,532
Captive+Imported	5	5,770
Captive+linkage	32	36,360
Captive+Linkage+Imported	1	600
Not Finalized	175	212,321
<b>Grand Total</b>	<b>571</b>	<b>683,402</b>

203 Projects have applied for Linkage but is pending